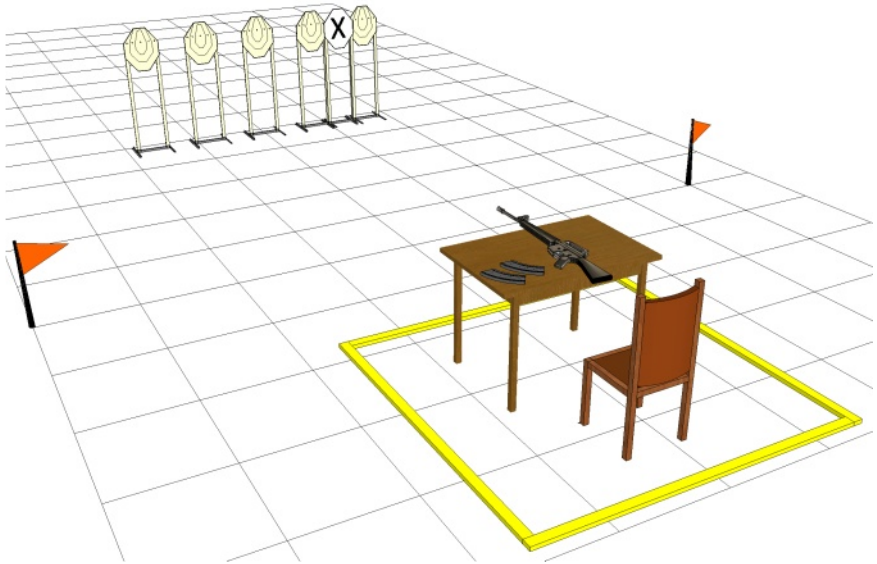


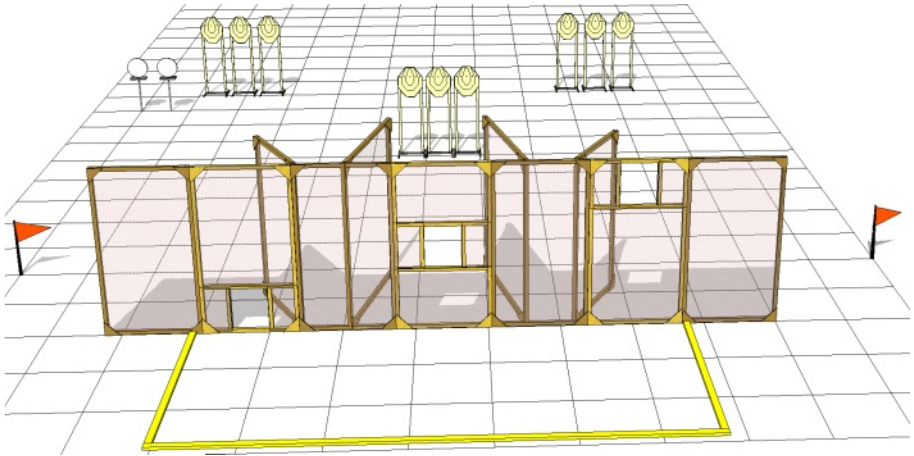
# Stage 1



Course type:	Short course, Comstock count		
Targets:	5 IPSC, 1 no-shoot		
Distance to targets:	150 m	Start signal:	Audible signal
Maximum points:	50	Minimum rounds:	10

Rifle ready condition: unloaded, magazines on the table (option 3)  
Start position: Sitting on the chair, rifle laying on the table  
Procedure: Shoot all targets from the demarcated area.

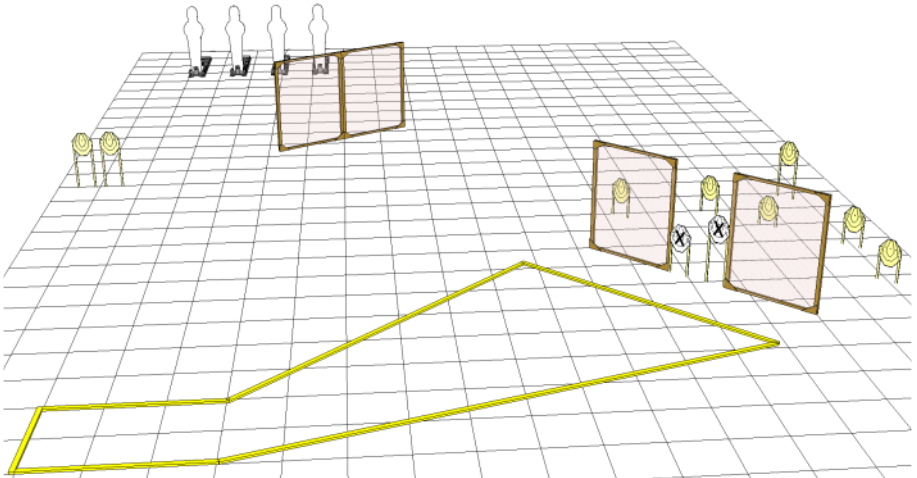
## Stage 2



Course type: Long course, Comstock count  
Targets: 9 IPSC, 2 plates  
Distance to targets: 100–150 m Start signal: Audible signal  
Maximum points: 100 Minimum rounds: 20

Rifle ready condition: loaded, safety on (option 1)  
Start position: Normal standing, rifle in hands  
Procedure: Shoot all targets from the demarcated area.

## Stage 3



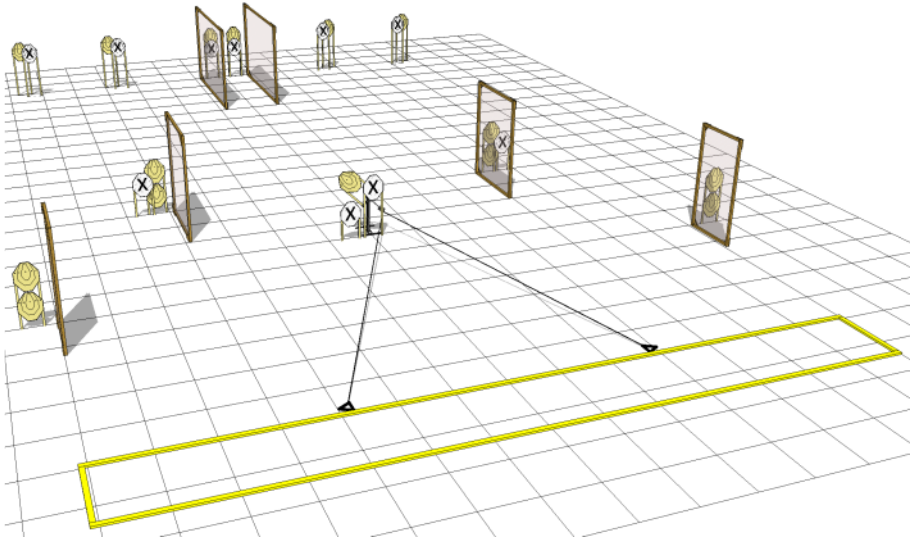
Course type:	Long course, Comstock count		
Targets:	8 IPSC, 4 pepper poppers, no-shoots		
Distance to targets:	20–300 m	Start signal:	Audible signal
Maximum points:	100	Minimum rounds:	20

Rifle ready condition: loaded, safety on (option 1)

Start position: Normal standing, rifle in hands

Procedure: Shoot all targets from the demarcated area.

## Stage 4



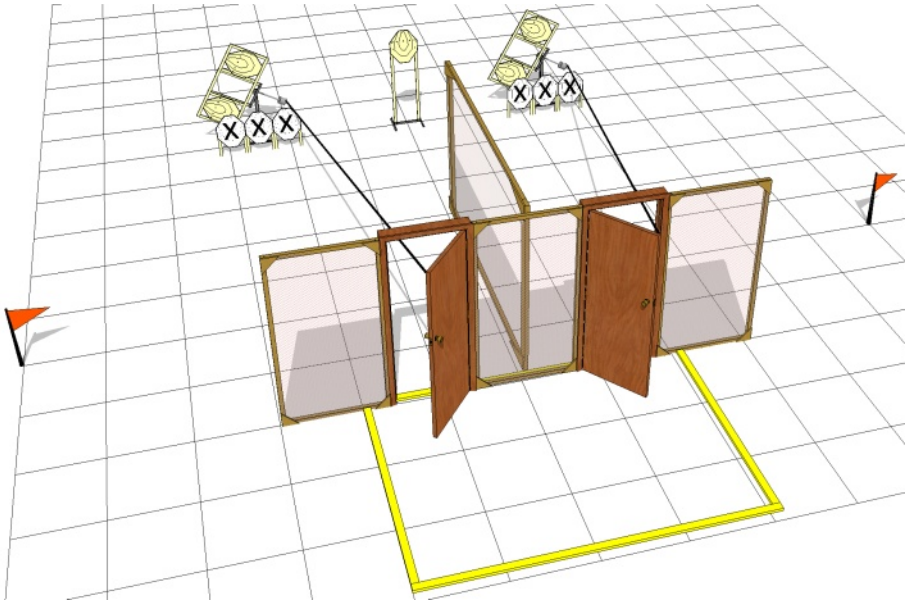
Course type:	Long course, Comstock count		
Targets:	15 IPSC, no-shoots		
Distance to targets:	20–100 m	Start signal:	Audible signal
Maximum points:	150	Minimum rounds:	30

Rifle ready condition: loaded, safety on (option 1)

Start position: Normal standing, rifle in hands

Procedure: Shoot all targets from the demarcated area. The swinger is activated by pulling either handle.


## Stage 5



Course type:	Short course, Comstock count		
Targets:	5 IPSC, no-shoots		
Distance to targets:	15 m	Start signal:	Audible signal
Maximum points:	50	Minimum rounds:	10

Rifle ready condition: loaded, safety on (option 1)  
Start position: Normal standing, rifle in hands  
Procedure: Shoot all targets from the demarcated area.  
Each swinger is activated when the corresponding door is opened.

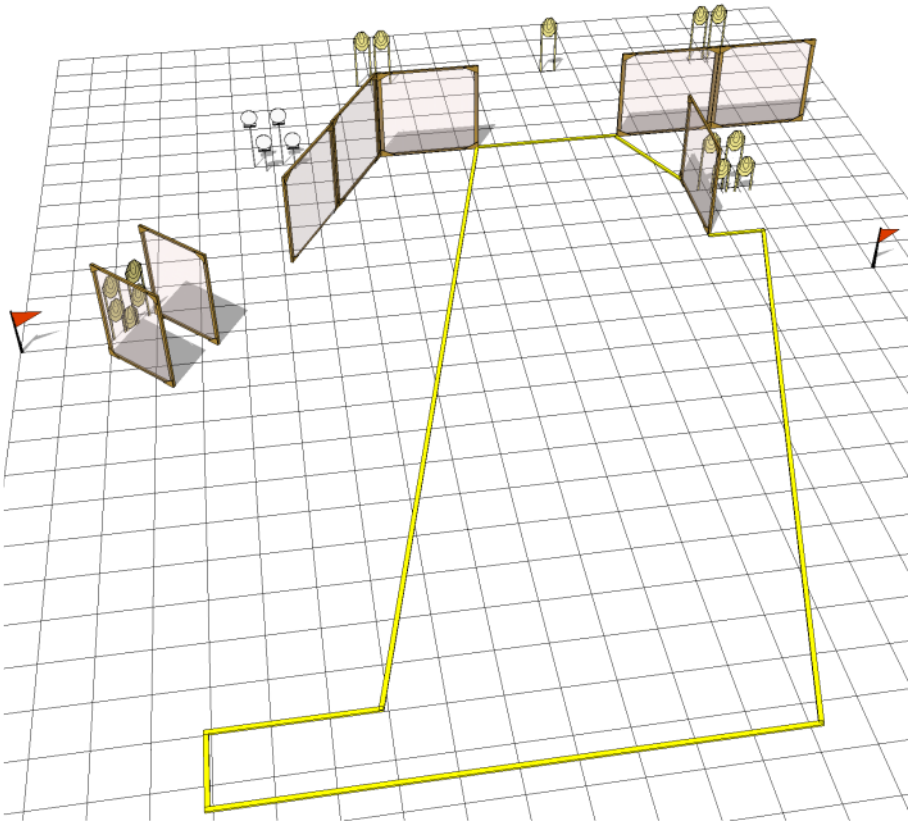
## Stage 6



Course type:	Short course, Comstock count		
Targets:	5 IPSC, no-shoots		
Distance to targets:	15 m	Start signal:	Audible signal
Maximum points:	50	Minimum rounds:	10

Rifle ready condition: magazine inserted, chamber empty (option 2)  
Start position: Normal standing, rifle laying on the table  
Procedure: Shoot all targets from the demarcated area.

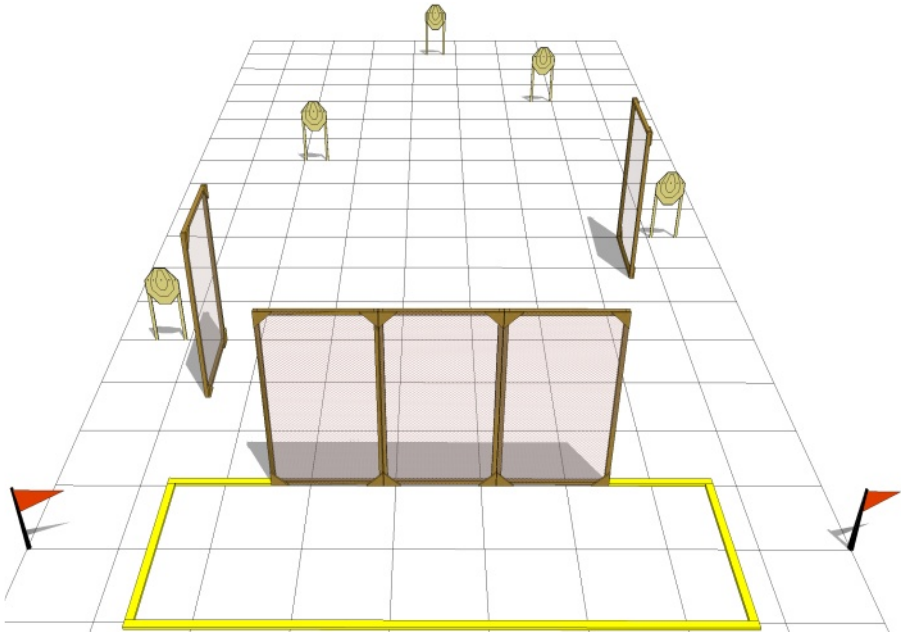
# Stage 7



Course type:	Long course, Comstock count		
Targets:	14 IPSC, 4 plates		
Distance to targets:	5–52 m	Start signal:	Audible signal
Maximum points:	160	Minimum rounds:	32

Rifle ready condition: loaded, safety on (option 1)  
Start position: Normal standing, rifle in hands  
Procedure: Shoot all targets from the demarcated area.

## Stage 8



Course type: Short course, Comstock count  
Targets: 5 IPSC  
Distance to targets: 10–50 m    Start signal: Audible signal  
Maximum points: 50    Minimum rounds: 10

Rifle ready condition: loaded, safety on (option 1)  
Start position: Normal standing, rifle in hands  
Procedure: Shoot all targets from the demarcated area.