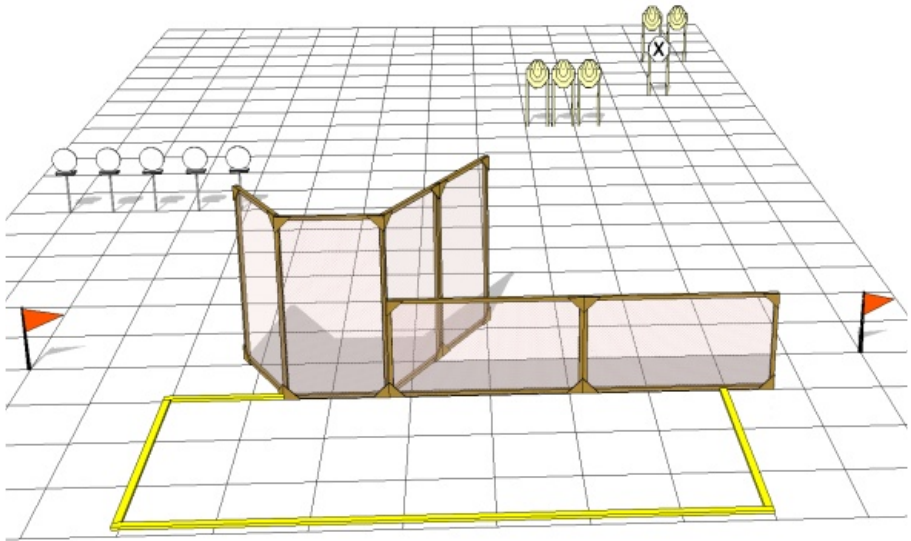


# Stage 1



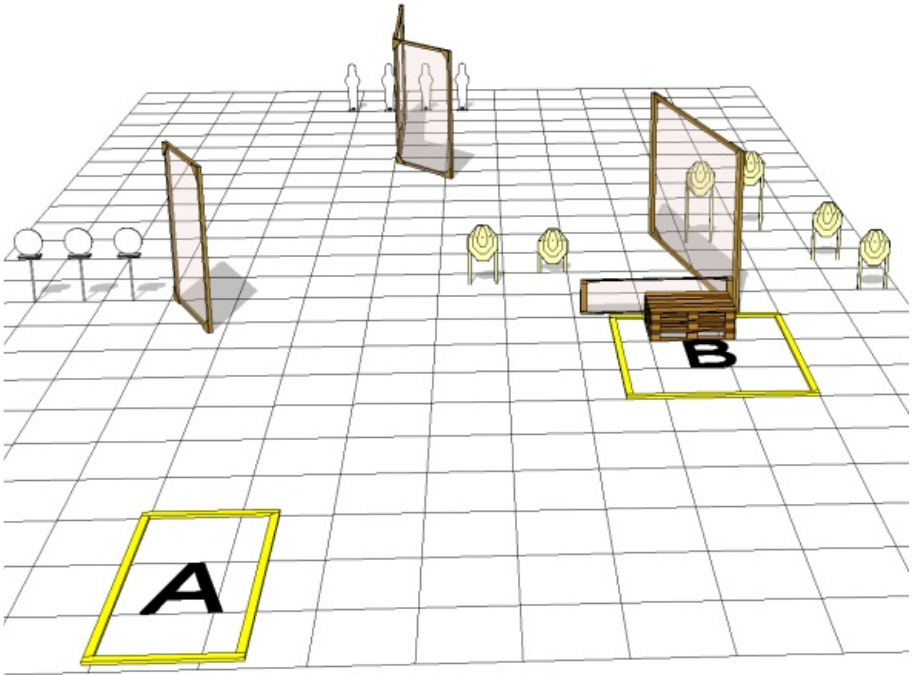
Course type:	Medium course, Comstock count		
Targets:	5 IPSC, 5 plates, no-shoots		
Distance to targets:	50–150 m	Start signal:	Audible signal
Maximum points:	75	Minimum rounds:	15

Rifle ready condition: loaded, safety on (option 1)

Start position: Normal standing, rifle in hands

Procedure: Shoot all targets from the demarcated area.

## Stage 2



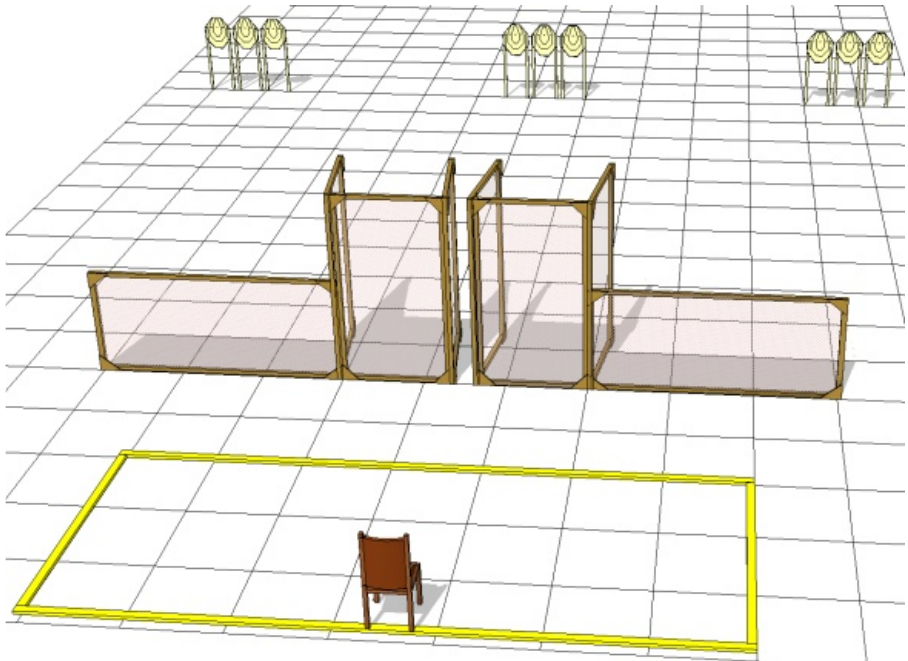
Course type:	Medium course, Comstock count
Targets:	6 IPSC, 3 plates, 4 pepper poppers
Distance to targets:	10–300 m Start signal: Audible signal
Maximum points:	95 Minimum rounds: 19

Rifle ready condition: loaded, safety on (option 1)

Start position: Normal standing, rifle in hands, inside area A

Procedure: Shoot all targets from the demarcated areas.

## Stage 3



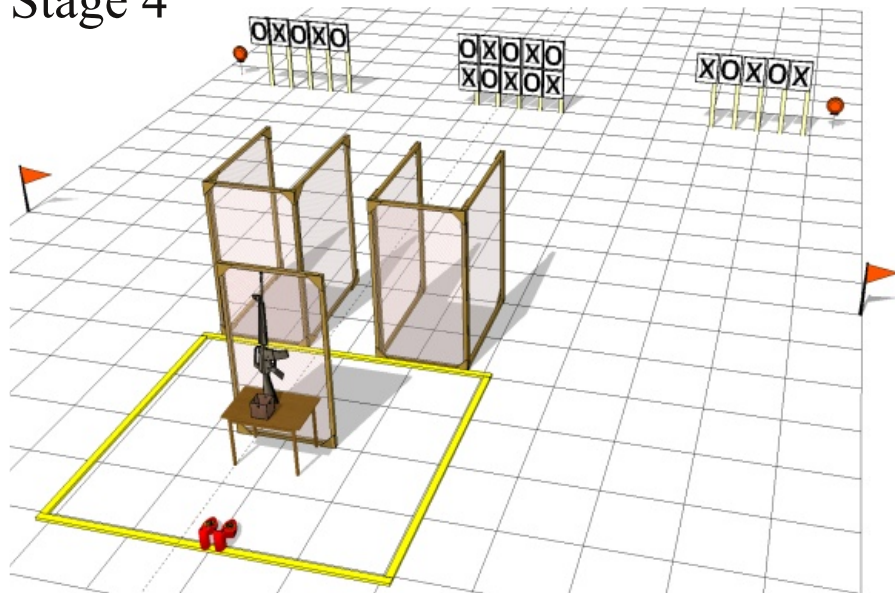
Course type:	Medium course, Comstock count		
Targets:	9 IPSC		
Distance to targets:	150 m	Start signal:	Audible signal
Maximum points:	90	Minimum rounds:	18

Rifle ready condition: chamber empty, magazine inserted (option 2)

Start position: Sitting on the chair, rifle in hands

Procedure: Shoot all targets from the demarcated area.

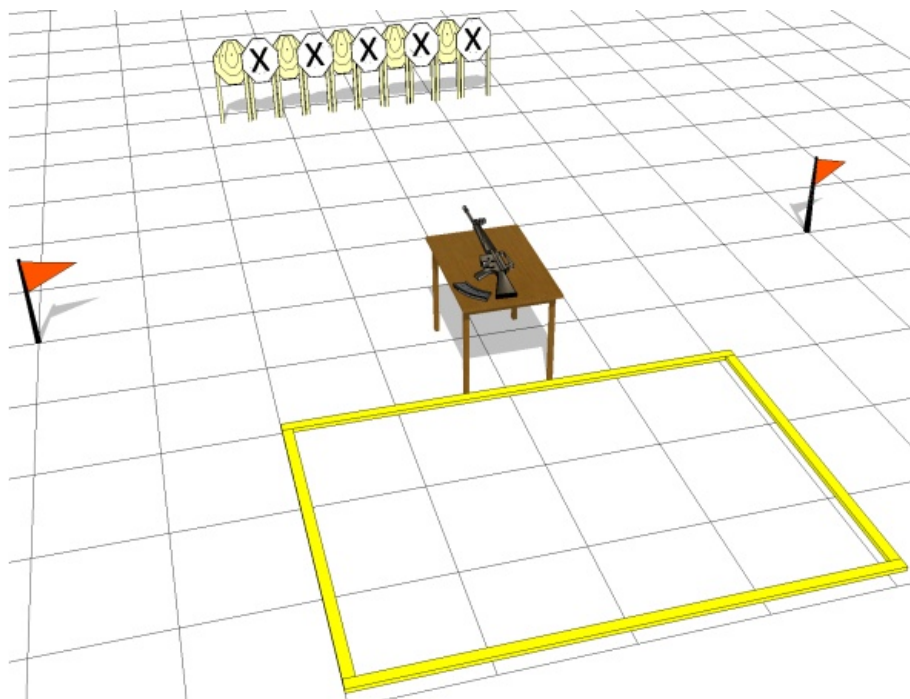
## Stage 4



Course type:	Medium course, Comstock count		
Targets:	10 A4, 2 clay pigeons, 10 A4 no-shoots		
Distance to targets:	15 m	Start signal:	Audible signal
Maximum points:	70	Minimum rounds:	12

Rifle ready condition: chamber empty, magazine inserted (option 2)  
Start position: Normal standing, heels touching marked places  
Procedure: Shoot all targets from the demarcated area. The box on the table contains a card that is showing an X or an O, the corresponding A4 targets will be the scoring targets. One best hit per scoring paper target is counted. The other paper targets will be counted as no-shoot targets. The clay pigeons are worth double points each.

## Stage 5



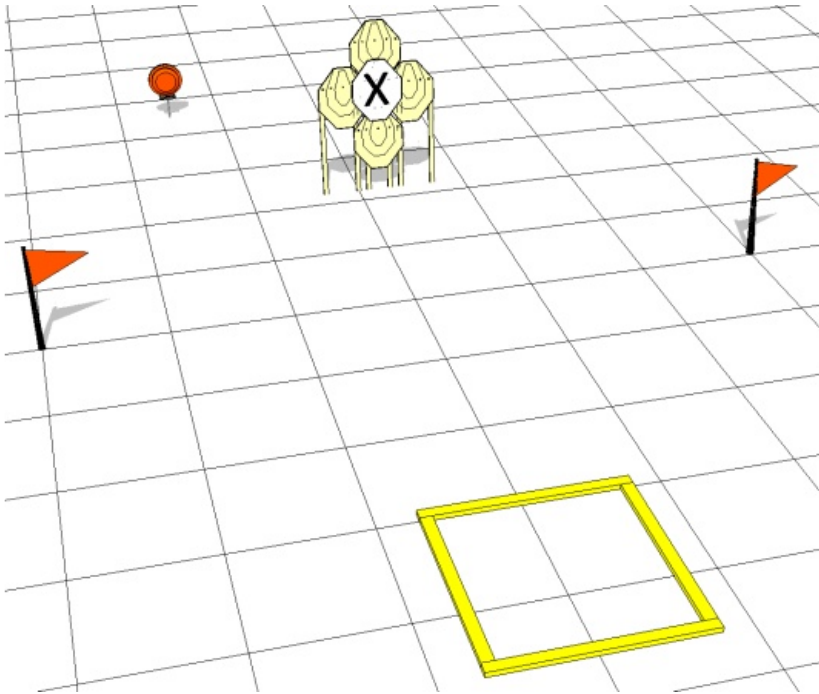
Course type: Short course, Comstock count  
Targets: 5 IPSC, no-shoots  
Distance to targets: 10 m      Start signal: Audible signal  
Maximum points: 50      Minimum rounds: 10

Rifle ready condition: completely unloaded (option 3)

Start position: Normal standing, rifle and magazines on the table

Procedure: Shoot all targets from the demarcated area.

## Stage 6



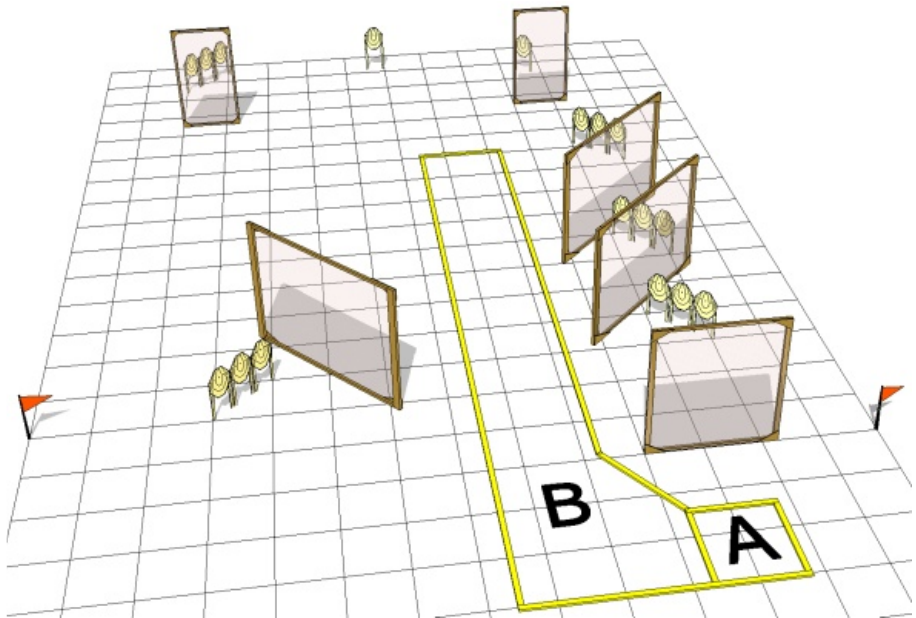
Course type:	Short course, Comstock count		
Targets:	4 IPSC, 1 clay pigeon, 1 no-shoot		
Distance to targets:	10 m	Start signal:	Audible signal
Maximum points:	50	Minimum rounds:	9

Rifle ready condition: loaded, safety on (option 1)

Start position: Normal standing, rifle in hands

Procedure: Shoot all targets from the demarcated area.  
The clay pigeon is worth double points.

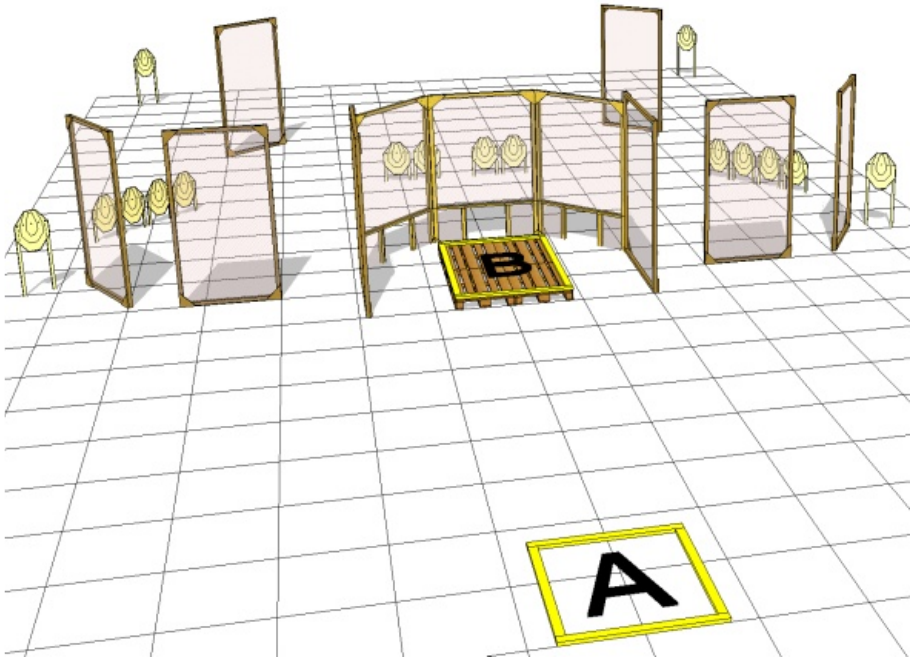
## Stage 7



Course type:	Long course, Comstock count		
Targets:	17 IPSC		
Distance to targets:	3–50 m	Start signal:	Audible signal
Maximum points:	170	Minimum rounds:	34

Rifle ready condition: loaded, safety on (option 1)  
Start position: Normal standing, rifle in hands inside area A  
Procedure: Shoot all targets from areas A and/or B.

## Stage 8



Course type: Long course, Comstock count  
Targets: 16 IPSC  
Distance to targets: 5–50 m      Start signal: Audible signal  
Maximum points: 160      Minimum rounds: 32

Rifle ready condition: loaded, safety on (option 1)  
Start position: Normal standing, rifle in hands inside area A  
Procedure: Shoot all targets from areas A and/or B.