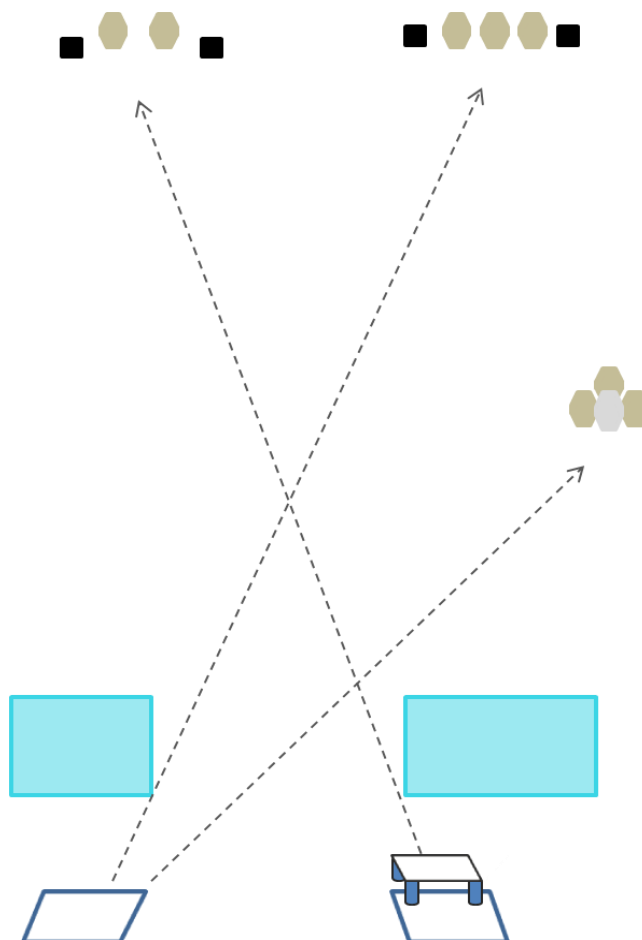
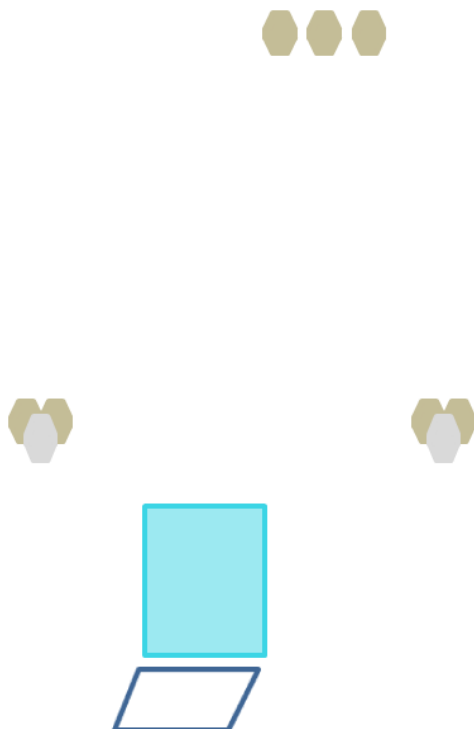


Stage 1: A Long Shot Day



Targets	8 IPSC targets, 4 plates, 1 No-shoot
Minimum Rounds	20
Max Points	100
Distance	80-300m
Rifle Ready Condition	Loaded (Option 1)
Start Position	Normal Standing, Rifle in hands
Time Starts	On audible signal
Procedure	Shoot all targets from the designated area

Stage 2: Midday, Midrange



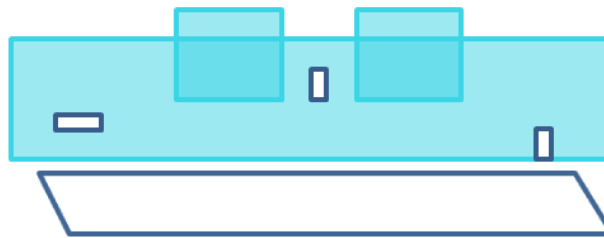
Targets	7 IPSC targets, 2 No-shoots
Minimum Rounds	14
Max Points	70
Distance	15-90m
Rifle Ready Condition	Loaded (Option 1)
Start Position	Normal Standing, Rifle in hands, Muzzle touching mark on the wall
Time Starts	On audible signal
Procedure	Shoot all targets from the designated area

Stage 3: Standing Ovation



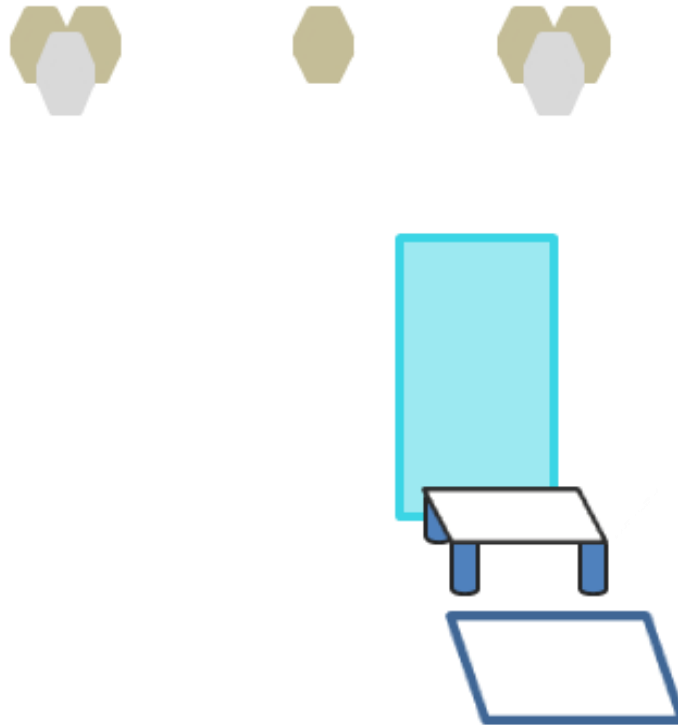
Targets	4 IPSC targets
Minimum Rounds	8
Max Points	40
Distance	150m
Rifle Ready Condition	Loaded, chamber empty (Option 2)
Start Position	Normal Standing, Rifle in hands
Time Starts	On audible signal
Procedure	Shoot all targets from the designated area

Stage 4: Prone to Be Fast



Targets	8 IPSC target, 4 Plates
Minimum Rounds	20
Max Points	100
Distance	150m
Rifle Ready Condition	Loaded (Option 1)
Start Position	Normal Standing, Rifle in hands
Time Starts	On audible signal
Procedure	Shoot all targets from the designated area

Stage 5: Reach Out!



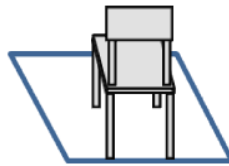
Targets	5 IPCS Mini Targets, 2 No-shoots
Minimum Rounds	10
Max Points	50
Distance	15m
Rifle Ready Condition	Unloaded (Option 3):
Start Position	Standing in area A, Rifle and magazines on the table
Time Starts	On audible signal
Procedure	Shoot all targets from the designated area

Stage 6: Fast, Not Furious



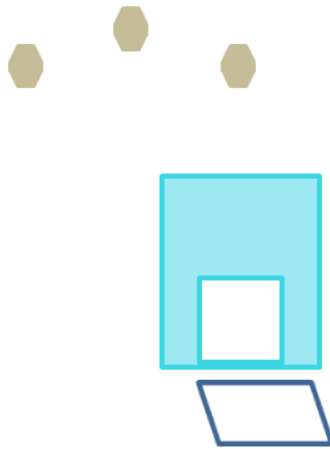
Targets	4 IPCS Mini Targets, 2 No-shoots
Minimum Rounds	8
Max Points	40
Distance	12m
Rifle Ready Condition	Loaded (Option 1)
Start Position	Normal Standing, Rifle in hands
Time Starts	On audible signal
Procedure	Shoot all targets from the designated area

Stage 7: Armchair Commando



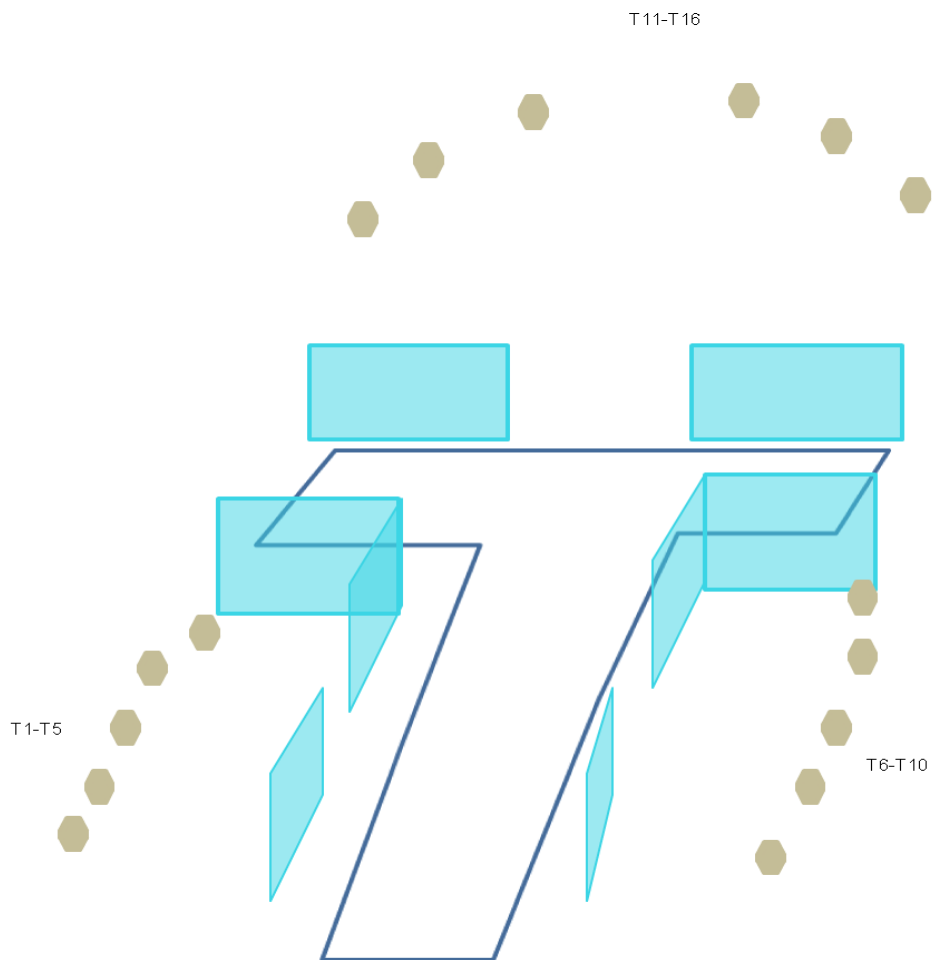
Targets	4 IPCS Targets
Minimum Rounds	8
Max Points	40
Distance	12m
Rifle Ready Condition	Loaded, chamber empty (Option 2)
Start Position	Sitting on the chair, rifle pointing up, butt touching ground between shooters feet
Time Starts	On audible signal
Procedure	Shoot all targets from the designated area

Stage 8: The Humble Man



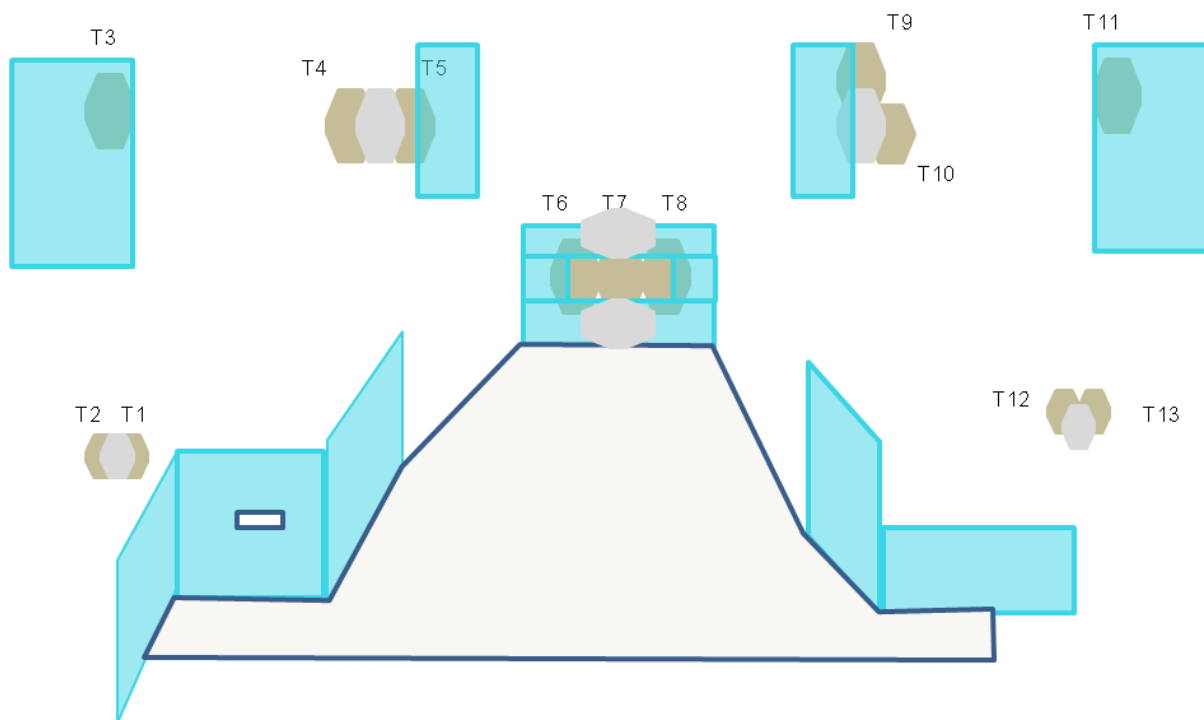
Targets	3 IPCS Mini Targets
Minimum Rounds	6
Max Points	30
Distance	8m
Rifle Ready Condition	Loaded (Option 1)
Start Position	Normal Standing, Rifle in hands
Time Starts	On audible signal
Procedure	Shoot all targets from the designated area

Stage 9: Left'n'Right



Targets	10 IPSC, 6 IPCS Mini Targets
Minimum Rounds	32
Max Points	160
Distance	5-40m
Rifle Ready Condition	Loaded (Option 1)
Start Position	normal standing, heels touching marked places, rifle in hands
Time Starts	On audible signal
Procedure	Shoot all targets from the designated area

Stage 10: Keeping It Tight



Targets	13 IPSC Targets, 6 No-shoots
Minimum Rounds	26
Max Points	130
Distance	5-50m
Rifle Ready Condition	Loaded (Option 1)
Start Position	Normal standing anywhere in the shooting area, rifle in hands.
Time Starts	On audible signal
Procedure	Shoot all targets from the designated area