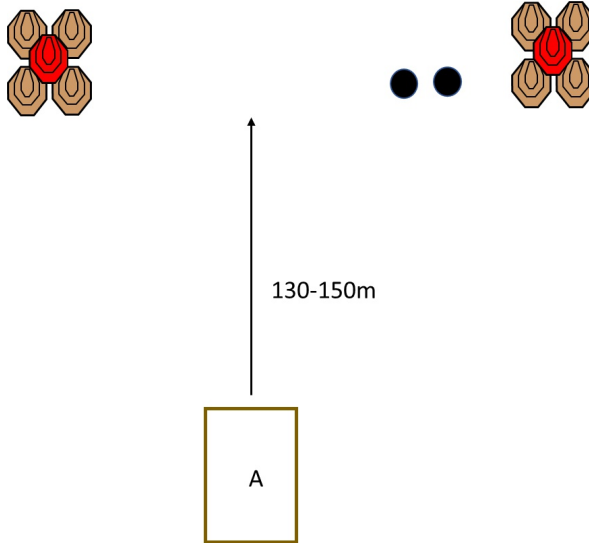
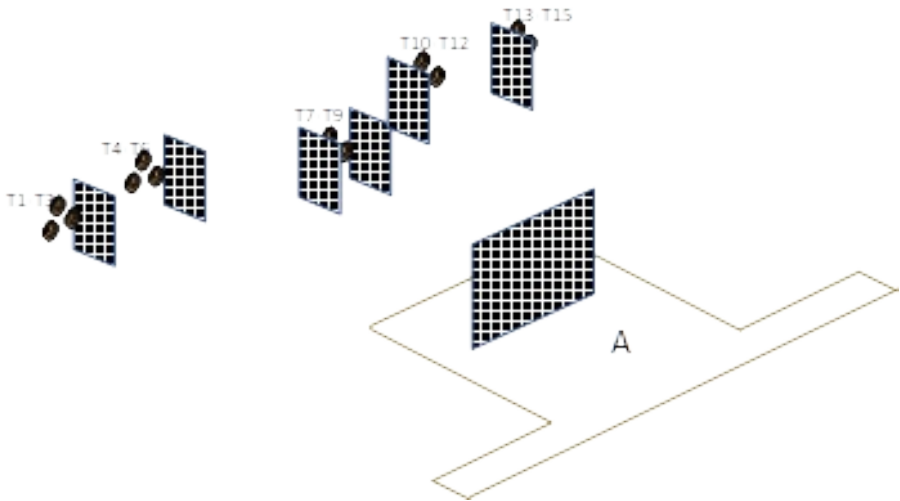


Stage 1 "Where Eagles Dare"



Course type:	Medium course		
Targets:	8 IPSC Targets, 2 IPSC Metal Plates, no-shoot targets		
Distance to targets:	130–150 m	Start signal:	Audible signal
Maximum points:	90	Minimum rounds:	18
Rifle ready condition:	loaded, safety on (option 1)		
Start position:	Normal standing, rifle in hands, inside area A		
Procedure:	Shoot all targets from the demarcated area A.		
Notes:	Safety angles left and right are reduced from the default 90° and are marked on the stage.		

Stage 2 "The Trooper"



Course type:	Long course		
Targets:	15 IPSC Targets		
Distance to targets:	10–30 m	Start signal:	Audible signal
Maximum points:	150	Minimum rounds:	30

Rifle ready condition: loaded, safety on (option 1)

Start position: Normal standing, rifle in hands, inside area A


Procedure: Shoot all targets from the demarcated area.

Notes: Safety angles left and right are reduced from the default 90° and are marked on the stage.

Stage 3 "The Number of the Beast"



300m



Course type:	Short course		
Targets:	5 IPSC Targets		
Distance to targets:	300 m	Start signal:	Audible signal
Maximum points:	50	Minimum rounds:	10

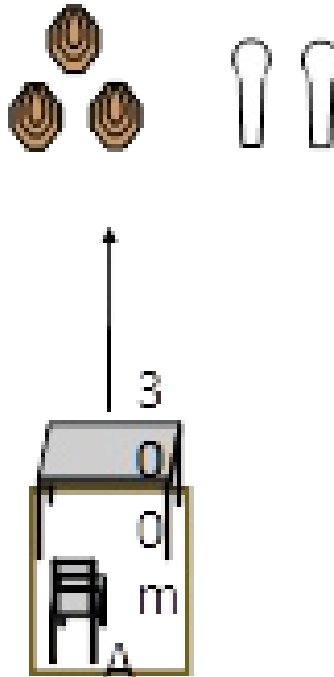
Rifle ready condition: loaded, safety on (option 1)

Start position: Normal standing in area A, rifle in hands

Procedure: Shoot all targets from the demarcated areas.

Notes: Safety angles left and right are reduced from the default 90° and are marked on the stage.

Stage 4 "Hallowed Be Thy Name"



Course type:	Short course		
Targets:	3 IPSC Targets, 2 IPSC Poppers		
Distance to targets:	300 m	Start signal:	Audible signal
Maximum points:	40	Minimum rounds:	8

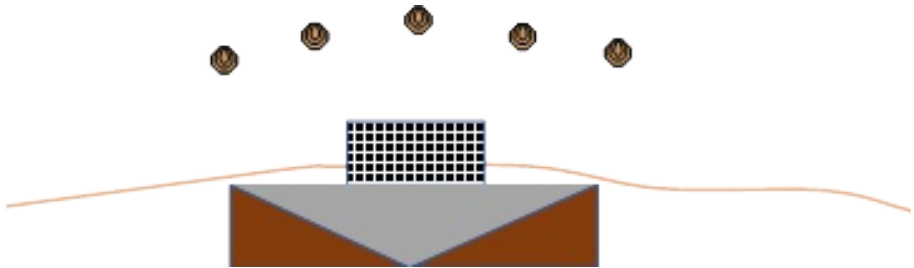
Rifle ready condition: magazine inserted, chamber empty (option 2), rifle laying flat on the table

Start position: Sitting on the chair, hands on top of the head

Procedure: Shoot all targets from the demarcated area.

Notes: Safety angles left and right are reduced from the default 90° and are marked on the stage.

Stage 5 "Stranger in a Strange Land"



Course type:	Short course		
Targets:	5 IPSC Targets		
Distance to targets:	30 m	Start signal:	Audible signal
Maximum points:	50	Minimum rounds:	10

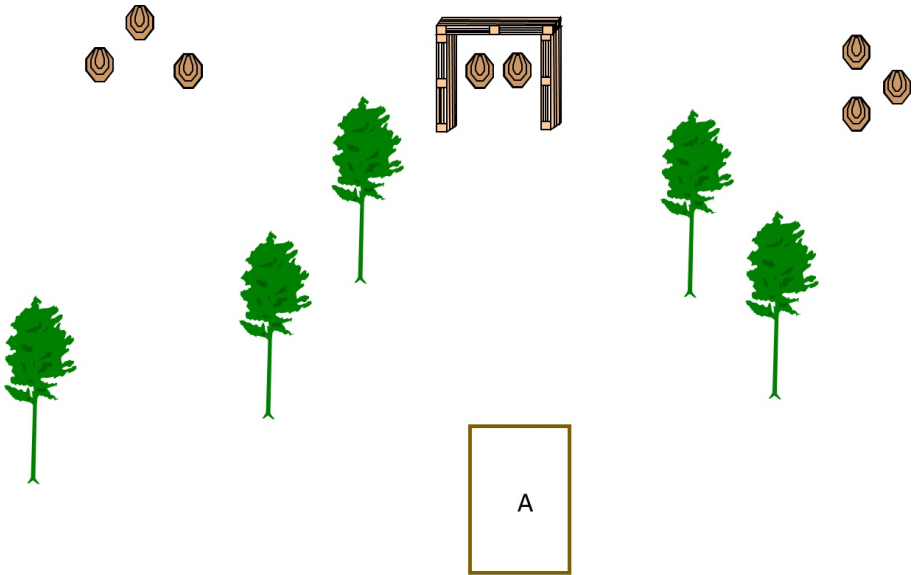
Rifle ready condition: loaded, safety on (option 1)

Start position: Normal standing in marked location

Procedure: Shoot all targets from the demarcated area.

Notes: Safety angles left and right are reduced from the default 90° and are marked on the stage.

Stage 6 "Only the Good Die Young"



Course type:	Medium course		
Targets:	6 IPSC Targets, 2 IPSC Mini Targets		
Distance to targets:	25–50 m	Start signal:	Audible signal
Maximum points:	80	Minimum rounds:	16

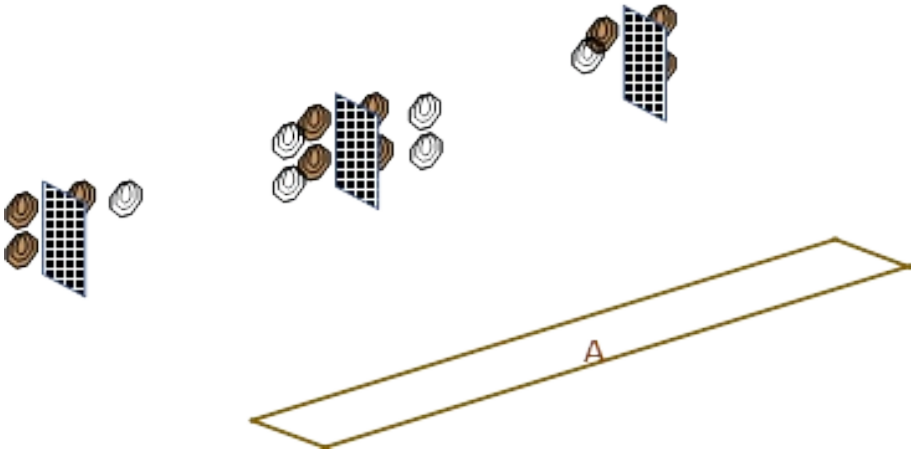
Rifle ready condition: loaded, safety on (option 1)

Start position: Normal standing, rifle in hands, inside area A

Procedure: Shoot all targets from the demarcated area A.

Notes: Safety angles left and right are reduced from the default 90° and are marked on the stage.

Stage 7 "Aces High"



Course type:	Medium course		
Targets:	10 IPSC Targets, no-shoots		
Distance to targets:	10–20 m	Start signal:	Audible signal
Maximum points:	100	Minimum rounds:	20

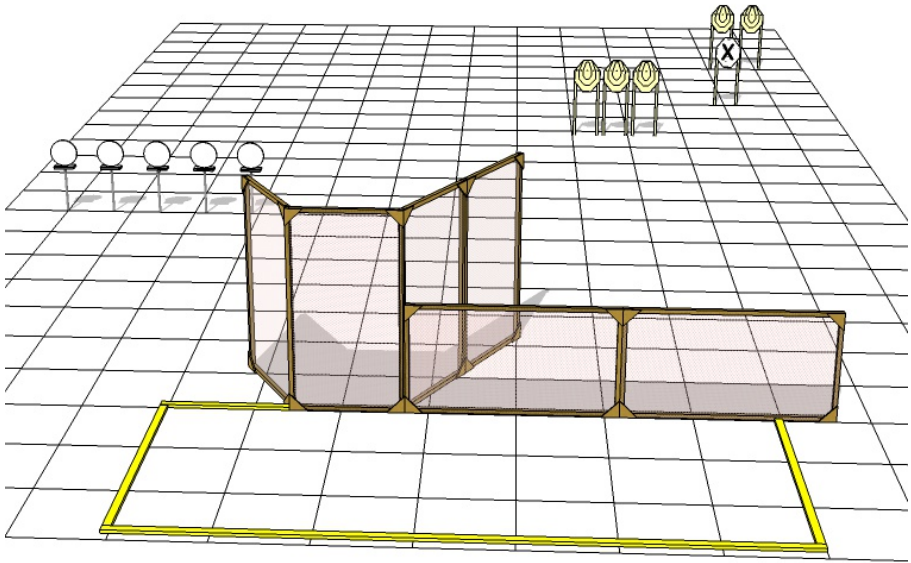
Rifle ready condition: completely unloaded (option 3)

Start position: Normal standing, rifle in hands inside area A

Procedure: Shoot all targets from the demarcated area.

Notes: Safety angles left and right are reduced from the default 90° and are marked on the stage.

Stage 8



Course type:	Medium course		
Targets:	5 IPSC Targets, 5 IPSC Metal Plates, no-shoots		
Distance to targets:	50–150 m	Start signal:	Audible signal
Maximum points:	75	Minimum rounds:	15

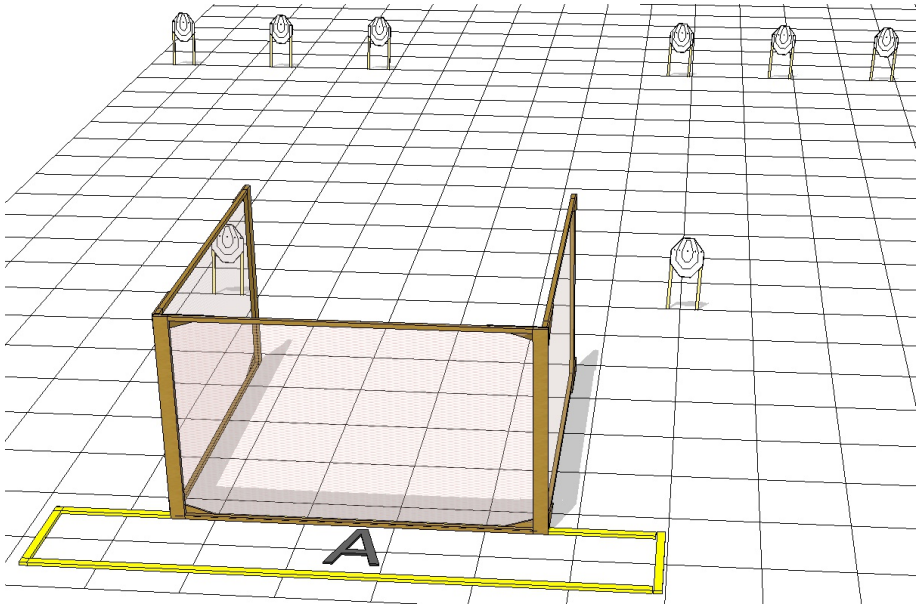
Rifle ready condition: loaded, safety on (option 1)

Start position: Normal standing, rifle in hands inside area

Procedure: Shoot all targets from the demarcated area.

Notes: Safety angles left and right are reduced from the default 90° and are marked on the stage.

Stage 9



Course type:	Medium course		
Targets:	8 IPSC Targets		
Distance to targets:	50–150 m	Start signal:	Audible signal
Maximum points:	80	Minimum rounds:	16

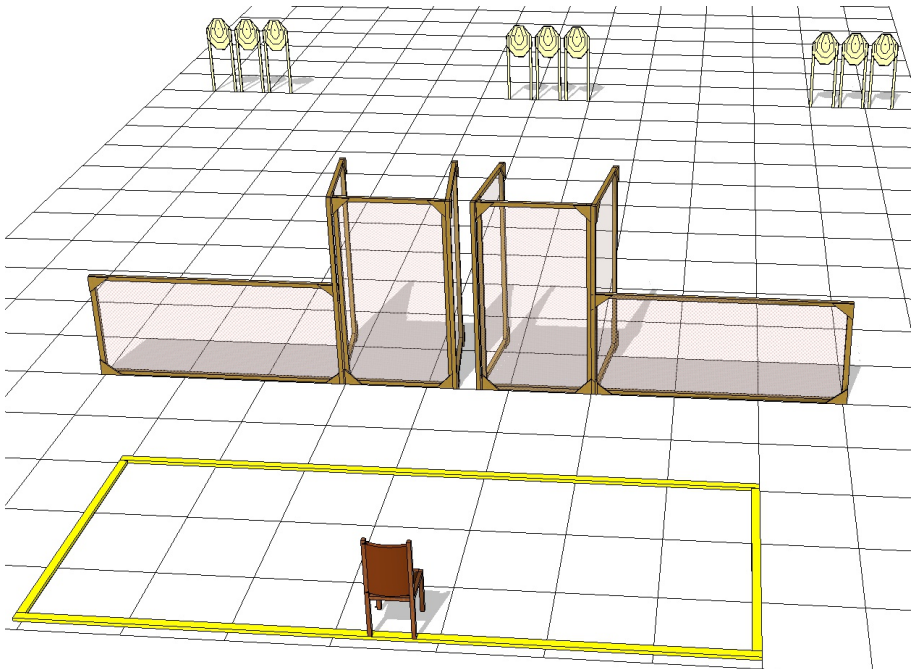
Rifle ready condition: loaded, safety on (option 1)

Start position: Normal standing, rifle in hands inside area A

Procedure: Shoot all targets from the demarcated area.

Notes: Safety angles left and right are reduced from the default 90° and are marked on the stage.

Stage 10



Course type:	Medium course		
Targets:	9 IPSC Targets		
Distance to targets:	100 m	Start signal:	Audible signal
Maximum points:	90	Minimum rounds:	18

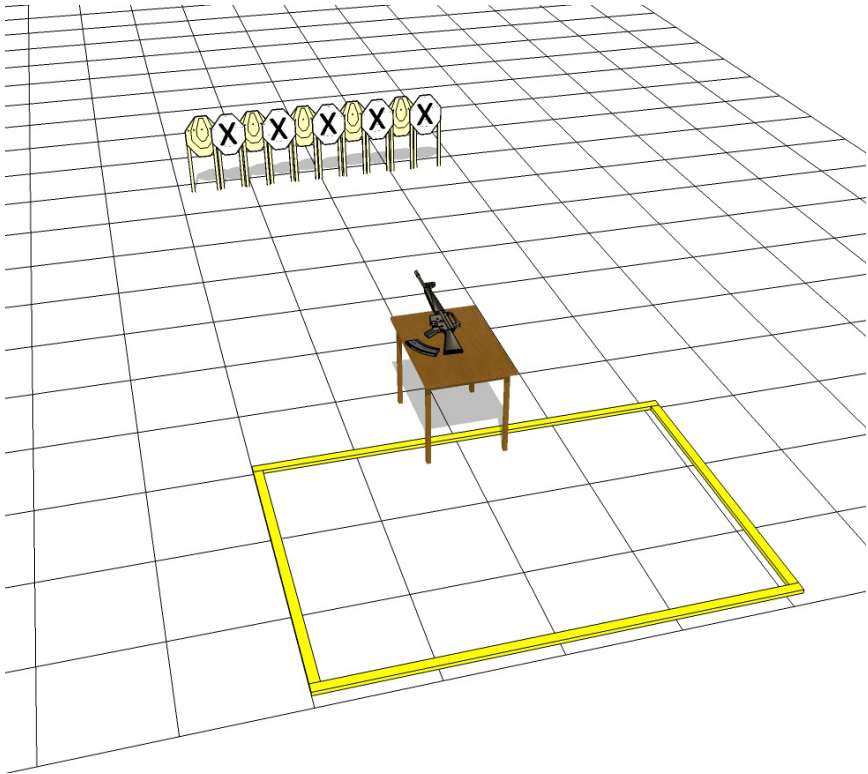
Rifle ready condition: magazine inserted, chamber empty (option 2)

Start position: Sitting on the chair, rifle in hands

Procedure: Shoot all targets from the demarcated area.

Notes: Safety angles left and right are reduced from the default 90° and are marked on the stage.

Stage 11



Course type:	Short course		
Targets:	5 IPSC Targets, no-shoots		
Distance to targets:	100 m	Start signal:	Audible signal
Maximum points:	50	Minimum rounds:	10

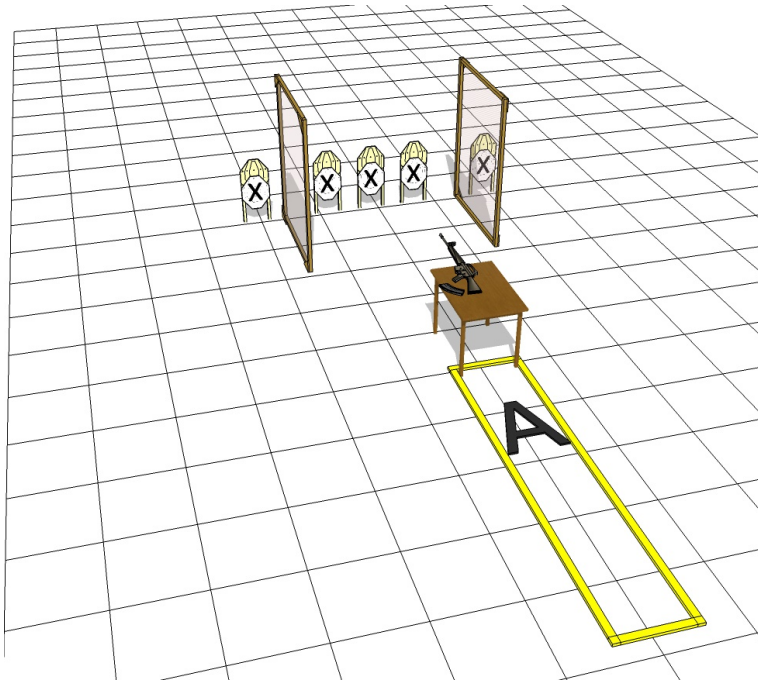
Rifle ready condition: magazine inserted, chamber empty (option 2), rifle and all magazines to be used laying flat on the table

Start position: Normal standing, inside demarcated area

Procedure: Shoot all targets from the demarcated area

Notes: Safety angles left and right are reduced from the default 90° and are marked on the stage.

Stage 12



Course type:	Short course		
Targets:	5 IPSC Targets, no-shoots		
Distance to targets:	5—15 m	Start signal:	Audible signal
Maximum points:	50	Minimum rounds:	10

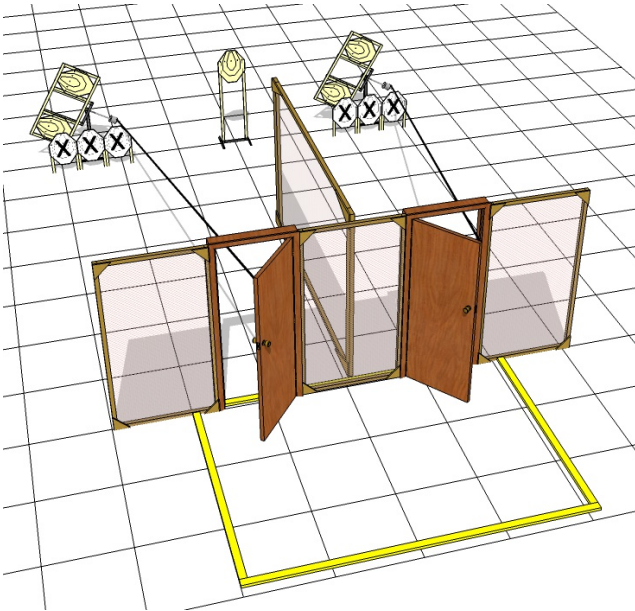
Rifle ready condition: completely unloaded (option 3),
rifle and all magazines to be used laying flat on
the table

Start position: Normal standing, inside area A

Procedure: Shoot all targets from the demarcated area.

Notes: Safety angles left and right are reduced from
the default 90° and are marked on the stage.

Stage 13



Course type:	Short course		
Targets:	5 IPSC Targets, no-shoots		
Distance to targets:	15 m	Start signal:	Audible signal
Maximum points:	50	Minimum rounds:	10

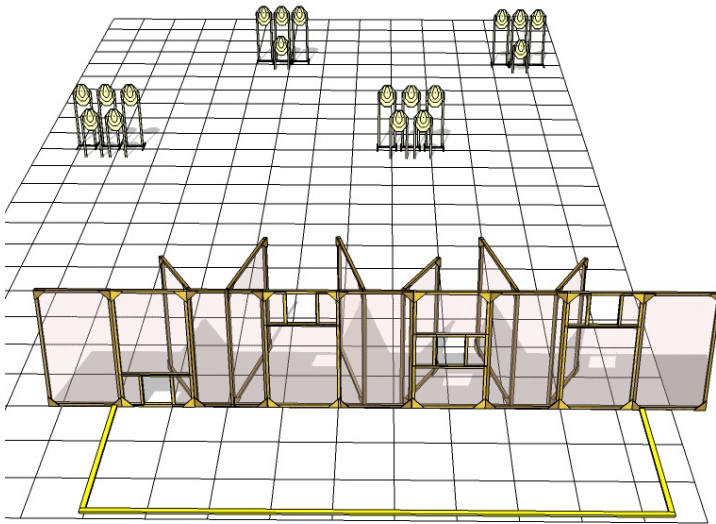
Rifle ready condition: loaded, safety on (option 1)

Start position: Normal standing, rifle in hands, inside area

Procedure: Shoot all targets from the demarcated area. Each swinger is activated when the corresponding door is opened. All moving targets will remain visible at rest.

Notes: Safety angles left and right are reduced from the default 90° and are marked on the stage.

Stage 14



Course type:	Long course		
Targets:	18 IPSC Targets		
Distance to targets:	75–100 m	Start signal:	Audible signal
Maximum points:	180	Minimum rounds:	36

Rifle ready condition: loaded, safety on (option 1)

Start position: Normal standing, rifle in hands inside area

Procedure: Shoot all targets from the demarcated area through windows only. Windows have a painted orange rim.

Notes: Safety angles left and right are reduced from the default 90° and are marked on the stage.

Shooter may place one pallet under the leftmost and/or rightmost window before the start signal to improve his/her shooting stance.